



IMMEDIATE CARE REQUIRED 

HEREDITARY ANGIOEDEMA (HAE): HAE is a rare, potentially **life-threatening disease**, caused by **C1 inhibitor deficiency**. It is often associated with tissue swelling (edemas) that can locate in peripheral areas (hands, feet), abdomen, face and neck, and larynx. More information at www.haei.org

AIRWAY OBSTRUCTION: If untreated, the **risk of death** from an airway obstruction is significant. Laryngeal, facial or neck edemas are **extremely serious** and should be treated immediately. If the airway is threatened, the patient should be **intubated by an experienced physician**. In addition, the capability for emergency tracheostomy should be readily available.

PROMPT TREATMENT: Prompt treatment rapidly initiates onset of relief of the swelling attack and decreases morbidity and mortality.


RECOMMENDED TREATMENT: If no HAE specific treatment (C1-INH, ecallantide, icatibant) is available, please use solvent detergent treated plasma. If this is not available, attacks should be treated with frozen plasma (where safe supply is available). HAE attacks **do not respond** to treatment with glucocorticoids, antihistamines or epinephrine.


© HAEi. Information correct at July 2017.


THIS PATIENT HAS HAE 
 Hereditary Angioedema Diagnosis: ICD-10- D84.1


Medical Card


Name:	<input type="text"/>	Date of birth:	<input type="text"/>
Nationality:	<input type="text"/>	Languages:	<input type="text"/>
Health number:	<input type="text"/>	Allergies:	<input type="text"/>
Blood group:	<input type="text"/>	Weight:	<input type="text"/>
Treatment: <small>Insert information about treatment carried, or if no treatment is available</small>			
<input type="text"/>			


 Dr

 Hospital name

 00

 Emergency contact name

 Emergency contact relation

 00